



SOUEAST Official Website



SOUEAST Facebook



SOUEAST Instagram

SOUEAST MOTOR INTERNATIONAL

business@soueast-motor.com

No. 66, Southeast Avenue, Qingkou, Minhou District, Fuzhou City, Fujian Province, China

www.soueast-motor.com





Ease Drive Enjoy More

Embrace the ease of driving, and unlock every moment of pleasant journeys.

Positioned as a 7-Seat Urban Comfort SUV, it caters to family users who pursue spacious comfort and value premium lifestyle experiences as well as refined quality.

Ease of Styling

Exterior

Luxury rooted in classics, crafted with iconic premium auto design.
A stretched, composed profile that speaks volumes for grandeur.



Golden Ratio Body Length

3.8:1 wheelbase-to-length ratio, classic golden ratio body. A sculpturally balanced stance.





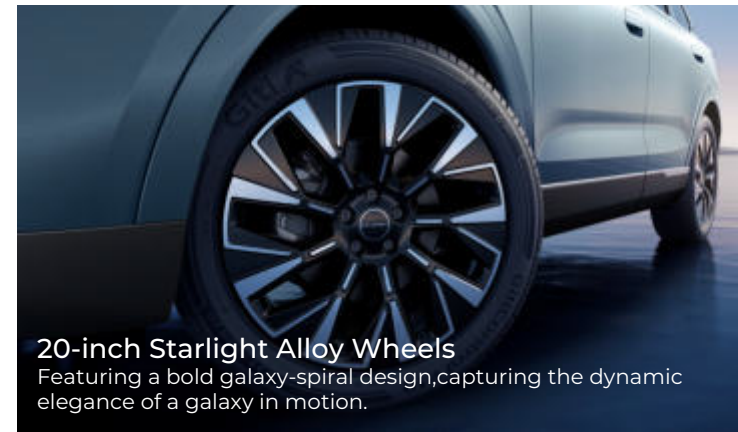
Diamond-Ratio Height

2.3:1 wheel-to-height & 1.13:1 width-to-height precision and elegance of diamond cutting.



Stellar Panoramic Headlight Design

EU illumination standard, 32.5m ultra-wide headlight irradiation width, 180m high-beam range.



20-inch Starlight Alloy Wheels

Featuring a bold galaxy-spiral design, capturing the dynamic elegance of a galaxy in motion.



Cascading Waterfall Taillights

434 LED lamp beads, 12x348 mm light strips, exuding unparalleled grandeur.




Stable & Reassuring Stance

Boasting a stable, confidence-inspiring stance, its square contour and fluid waistlines harmonize ample practical space with refined visual appeal.



Wave-patterned Horizontal Grille
Inspired by the cascading ocean waves, seamlessly echoes the headlights, exuding exquisite craftsmanship and premium quality.



Refined Window Patterns
Ambience in every detail.



Semi-hidden Door Handles
Aesthetics · Safety · Low wind resistance.

Ease of Enjoying Comfort


Interior

Embrace homey spacious comfort, crafting a “Motersuite”, its spacious and comfortable interior embraces all the laughter and little moments of the whole family. Versatile scene modes perfectly adapt to every journey, while the soft and luxurious interior is adorned with heartwarming details, turning every trip into a beautiful moment wrapped in gentle warmth.






Nature-Meets-Technology Family Comfort Cockpit
With a sweeping horizontal wrap around layout, the cabin is luxuriously trimmed in premium soft leather, elevated by meticulous stitching and natural wood grain inlays.



15.6" Tilting Smart Screen
10° Intelligent swivel | 4 Audio zones | On-demand voice control.



Snapdragon 8155
Smooth and lag-free operation.



Super Long Travel Seats

8-way driver's seat adjust | 4-way electric lumbar support 280mm front/rear travel, 100° backrest recline.



Baby-grade Healthy Fabric

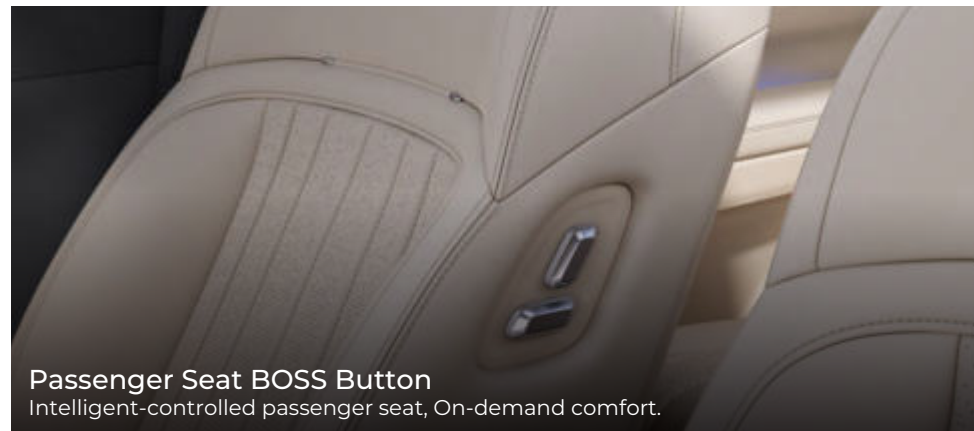
Soft & Reassuring touch | Gentle care for every journey.



Seat Heat, Vent & Massage
10-point massage memory, your exclusive full-range thermo-SPA experience.



50W Wireless Charging
No more charging anxiety hit the road anytime.



Passenger Seat BOSS Button
Intelligent-controlled passenger seat, On-demand comfort.



All-Season Thermostatic Mobile Fresh Compartment
Precise temperature control for refined taste, a mobile treasure trove of fresh delicacies.



Oversized Second-Row Space with Beyond-Class Experience
1006mm legroom & 1451mm shoulder room, ample space that wraps the whole family in cozy travel moments.



12-Speaker Surround Stereo
A mobile concert hall, with joyful melodies all the way for the whole family to immerse in.



Rear Seat Table
30KG load | 374*243mm extra-large surface | Study·Work·Entertain.



Second&Third-Row Independent Side Air Vents
Full-cabin thermostatic comfort separate side air vents for each row, ensuring premium comfort for every family member and guest.




Crystal Seat Adjust Buttons
Independent front & rear row adjustment, one-click comfort.



32 Flexible Space Configs
2820mm ultra-long wheelbase | 1708L super storage, effortless travel.




EZE Button
One-click, easy access to 3rd row.






Ease of Driving


A safe and enjoyable driving experience. Thrilling power on demand, precise control at will, all-dimensional safety guard. Savor the exhilaration of the open road, with constant reassuring company – every trip is a carefree adventure.



1.5TD+1DHT Super Hybrid Powertrain
255kW max power & 525N·m max torque, 60-100km/h overtaking in just 4.1s.




CATL Hybrid-Exclusive Battery
18.4kWh High-capacity battery, delivering 89km WLTC pure electric range (108km NEDC).
3.3kW V2L external discharge for versatile on-the-go power.



High-Strength Steel Cage Body

A mobile safety fortress With 86% high-strength steel and 21% hot-formed steel, the body can bear 25,000 N·m/deg torsional rigidity.



Electronic Child Lock

One-click child lock, worry-free travel with kid.



6 Airbags as Standard Across the Range

25L and 1700mm side curtain airbags, wrap-around safety shield, full protection for every seat in the cabin.




Rear Seat Back Steel Protector

With a thickness range of 0.5–3 mm, it effectively prevents penetration injuries.



Hot-Formed Dual-Door Ring & 4-Door Anti-Collision Plates

4L+2T chassis reinforced by hot-formed steel, all-round safety upgrades.



L2 Level Intelligent Assisted Driving

Covering common scenarios like highway, traffic jams, overtaking, and lane switching. These functions will make driving easier.



Lane Centering Control(LCC)

It continuously adjusts steering to keep the vehicle precisely centered in the lane, reducing driver fatigue during long trips.



Forward Collision Warning (FCW)

Sensors scan for obstacles ahead, monitor speed and distance to surroundings in real time.



Autonomous Emergency Braking (AEB)

Detects frontal collisions, auto-brakes to avoid or mitigate impact.



Door Open Warning (DOW)

Monitors approaching vehicles or pedestrians from the rear sides and alerts occupants before opening the door.



Rear Collision Warning (RCW)

Alerts driver of rear-end collision risk from approaching vehicles.



Blind Spot Detection (BSD)

Monitors vehicle side blind spots continuously and alerts the driver when other vehicles enter.

Exterior:



Azure Grey

Midnight Black

Morning Mist White



Interstellar Blue

Stream Silver



R19



R20

Interior:



Black



Camel Brown



Wheelbase	2,820
Overall length	4,810

Overall height
1,705



Overall Width	1,930
Front tread	1,610



Rear tread	1,615
------------	-------

S08 DM <small>(● Standard - Not available)</small>		
ENGINE AND TRANSMISSION	1.5TD-1DHT	
MODEL	Standard	Premium
BASIC PARAMETER		
L*W*H(mm)	4810*1930*1705	
Wheelbase (mm)	2820	
Seating capacity	7	
Fuel tank capacity (L)	70	
ENGINE		
Displacement(ml)	1499	
Maximum net power(kW)	105	
Maximum net power speed (rpm)	5200	
Maximum torque(N·m)	215	
Maximum net torque speed (rpm)	2500	
Fuel type	Petrol	
Fuel label	92# or higher-grade gasoline	
MOTOR		
Total power of motor(kW)	150	
Total torque of motor(N·m)	310	
Pure Electricity Range(KM)WLTC	89	
Battery Brand	CATL	
Battery Power(kWh)	18.4	
Slow charge(h)	2.6h(20-100%)	
Fast charge(h)	0.3h(30-80%)	
CHASSIS SYSTEM		
Battery Power(kWh)	MacPherson Strut Suspension	
Slow charge(h)	Multi-link Independent Suspension	
Parking brake type	EPB	
Tire size	235/55 R19	235/50 R20
Tire Repair Fluid/Inflator Pump	●	●

S08 DM <small>(● Standard - Not available)</small>		
ENGINE AND TRANSMISSION	1.5TD-1DHT	
MODEL	Standard	Premium
OPERATION EQUIPMENT		
Front/rear parking radar	●/●	●/●
360° HD view camera	●	●
Chassis view camera	●	●
CCS (Cruise control system)	●	—
ACC (Adaptive cruise control)	—	●
Drive Mode Selection(sport·normal·eco)	●	●
Electronic shift	●	●
Autohold	●	●
INERIOR EQUIPMENT		
Steering wheel material	Leather	
Steering wheel adjustment	●	●
Instrument cluster type	10.25 Inch	
Wireless charging(50W)	●	●
Luggage curtain	—	●
Armrest refrigerator	—	●
SEAT EQUIPMENT		
Seat trim	Leather	
Driver/passenger seat electric adjustment	●/●	●/●
Driver/passenger seat function	●Heating ●Ventilation	●Heating ●Ventilation ●Massage
Seat adjustment(driver)	●Horizontal Adjustment Backrest Adjustment Height Adjustment(2way)	●Horizontal Adjustment Backrest Adjustment Height Adjustment(4way)
Driver seat power lumbar support(4-way)	—	●
Driver seat memory	●	●
BOSS button	—	●
Passenger seat memory	●	●
Electric Convenient Access(7 seat)	—	●
Electric second row seat adjustment(7 seat)	—	●

S08 DM <small>(● Standard - Not available)</small>		
ENGINE AND TRANSMISSION	1.5TD-1DHT	
MODEL	Standard	Premium
Small table for the second row	—	●
Second-row seat adjustment(7 seat)	—	●
Third row seat folding(7 seat)	Manual	●
Third row seat adjustment(7 seat)	Manual	●
Luxury Pillow(4 pieces)	—	●
MULTI-MEDIA EQUIPMENT		
Central screen size	15.6 Inch	
Adjustable central screen	—	●
Carplay&Android auto	●	●
Voice control	●	●
The number of speaker	8	12
Subwoofer	—	●
AC		
Second row AC	●	●
Parking AC	●	●
PM2.5	—	●
Anion generator	—	●
AQS	—	●
PHEV EQUIPMENT		
3.3kW power outlet	●	●
EV charger	●	●

The specific appearance, configuration and color of the models displayed in this configuration list are subject to the actual sales of the real products, and SOUEAST MOTOR reserves the right to modify the product parameters, configuration, materials, colors and other vehicle information at any time without prior notice.